



WEB DESIGNING COURSE

WeLearn

CoreTech Computer Institute

Shop No. 13, Patil Plaza, Near Dynamix
Colony, Suryanagari, Jalochi Road,
Baramati 413 102

9011084811 / 9860835003

www.coretechcomputers.in

PREVIOUS SESSION HIGHLIGHTS

- HTML Tags
 - <table>,<meta>

HTML FORMS

- Input types:
 - text,password,submit,reset,radio,checkbox,button,color,date,
 - Datetime-local,email

HTML FORMS

- An HTML form is used to collect user input. The user input is most often sent to a server for processing.
- The HTML `<form>` element is used to create an HTML form for user input
- The `<form>` element is a container for different types of input elements, such as: text fields, checkboxes, radio buttons, submit buttons, etc.

HTML FORMS

- `<input>`
- `<label>`
- `<select>`
- `<textarea>`

HTML INPUT TYPES

<code><input type="button"></code>	<code><input type="image"></code>	<code><input type="submit"></code>
<code><input type="checkbox"></code>	<code><input type="month"></code>	<code><input type="tel"></code>
<code><input type="color"></code>	<code><input type="number"></code>	<code><input type="text"></code>
<code><input type="date"></code>	<code><input type="password"></code>	<code><input type="time"></code>
<code><input type="datetime-local"></code>	<code><input type="radio"></code>	<code><input type="url"></code>
<code><input type="email"></code>	<code><input type="range"></code>	<code><input type="week"></code>
<code><input type="file"></code>	<code><input type="reset"></code>	
<code><input type="hidden"></code>	<code><input type="search"></code>	

INPUT TYPE TEXT

- `<input type="text">` defines a single-line text input field

INPUT TYPE TEXT

The HTML input example

First name:

Last name:

Submit

INPUT TYPE PASSWORD

- `<input type="password">` defines a password field

INPUT TYPE PASSWORD

The HTML input example

Username:

Password:

Submit

INPUT TYPE SUBMIT

- `<input type="submit">` defines a button for submitting form data to a form-handler.
- The form-handler is typically a server page with a script for processing input data.
- The form-handler is specified in the form's action attribute

INPUT TYPE SUBMIT

The HTML input example

First name:

Last name:

INPUT TYPE RESET

- `<input type="reset">` defines a reset button that will reset all form values to their default values

INPUT TYPE RESET

The HTML input example

First name:

Last name:

INPUT TYPE RADIO

- `<input type="radio">` defines a radio button.
- Radio buttons let a user select **ONLY ONE** of a limited number of choices

INPUT TYPE RADIO

The HTML input example

- Male
- Female

INPUT TYPE CHECKBOX

- `<input type="checkbox">` defines a checkbox.
- Checkboxes let a user select ZERO or MORE options of a limited number of choices

INPUT TYPE CHECKBOX

The HTML input example

- Python
- ASP.NET
- Android

INPUT TYPE BUTTON

- `<input type="button">` defines a button

INPUT TYPE BUTTON

The HTML input example

INPUT TYPE COLOR

- The `<input type="color">` is used for input fields that should contain a color.
- Depending on browser support, a color picker can show up in the input field.

INPUT TYPE COLOR

The HTML input example


Select your favorite color:

INPUT TYPE DATE

- The `<input type="date">` is used for input fields that should contain a date.
- Depending on browser support, a date picker can show up in the input field.


INPUT TYPE DATE


The HTML input example


Birthday: 

INPUT TYPE DATE-MIN,MAX ATTRIBUTES

The HTML input example

Enter a date between 2020-04-01 to 2020-12-31: 

Enter a date before 1980-01-01: 

Enter a date after 2000-01-01: 

INPUT TYPE DATETIME-LOCAL

- The `<input type="datetime-local">` specifies a date and time input field, with no time zone.
- Depending on browser support, a date picker can show up in the input field

INPUT TYPE DATETIME-LOCAL

The HTML input example

Birthday (date and time): 

INPUT TYPE EMAIL

- The `<input type="email">` is used for input fields that should contain an e-mail address.
- Depending on browser support, the e-mail address can be automatically validated when submitted.
- Some smartphones recognize the email type, and add ".com" to the keyboard to match email input

INPUT TYPE EMAIL

The HTML input example

Enter your email:

THANKYOU!

CoreTech Computer Institute



- 👉 **Software Development Training**
C, C++, Java, Python, Dot-Net, PHP, Web Design, Android, SQL
- 👉 **Students Project Development**
DIPLOMA, BCA, BCS, BE, ME, MCA, MCS
- 👉 **Computer Hardware and Networking**
A+, N+, MCSA

Shop No. 13, Patil Plaza, Near Dynamix Colony, Suryanagari, Jalochi Road, Baramati 413 102
www.coretechcomputers.in info@coretechcomputers.in

Contacts:- Software: 9011084811 / 9860835003 / 9730682066 / Hardware: 9822957744